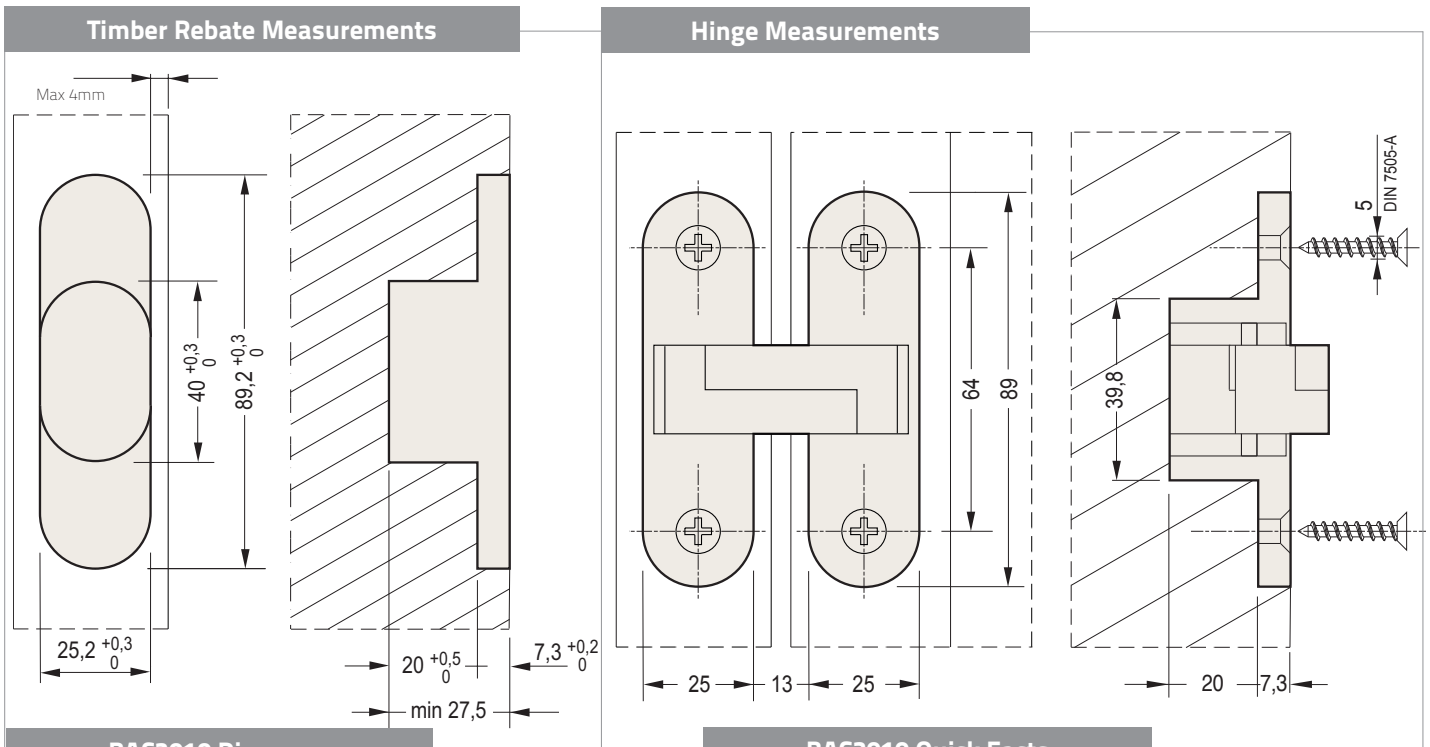
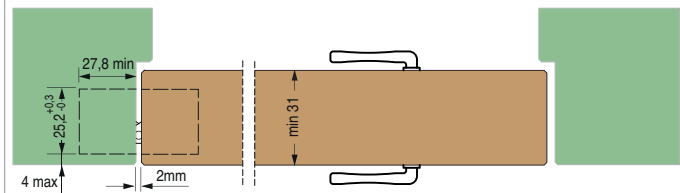


Concealed Hinge BAC2010 Technical Data

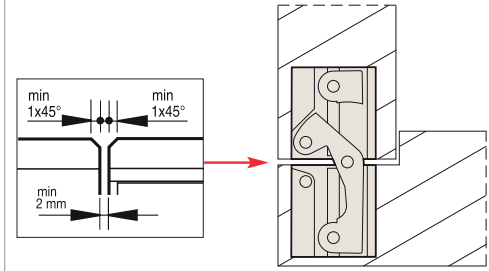
304 Grade Stainless Steel & Industrial Nylon: Max 60kg



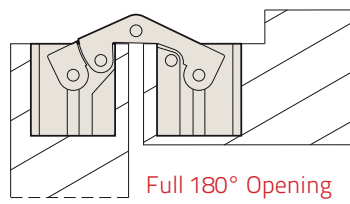
BAC2010 Diagrams



Hinge rebated 4mm max from edge of door and jamb on opening side



Min 2mm gap between door and jamb



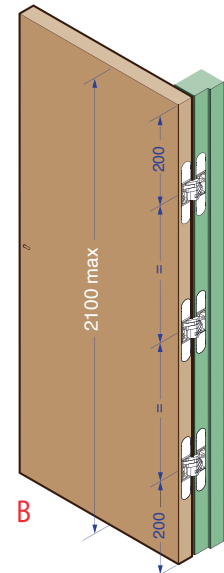
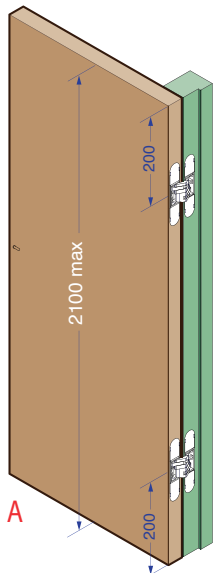
BAC2010 Quick Facts

- 100% Made in Italy for over 50 years
- Suitable for high frequency opening doors
- Available in Satin Stainless or Polished Brass
- Made from industrial strength nylon & stainless steel
- Suitable for internal & external (under cover) locations
- Suitable for residential, commercial & industrial locations

Note: if being used with a door closer see page 40.

No. of Hinges based on Door Width & Weight

Door width up to 850 mm **height up to 2100 mm**
A - 2 hinges 40 kg Max *The hinge must be lubricated once a year*
B - 3 hinges 60 kg Max
more than 2100 mm high
C - Please Call Bellevue



Concealed Hinge BAC2010 Functional Data

304 Grade Stainless Steel & Industrial Nylon: Max 60kg



No need for unsightly butt hinges or pivot kits, the BAC2010 concealed hinge brings a clean aesthetic appeal to a door, allowing it to blend into the wall.

Made 100% in Italy by CEAM, the BAC2010 is reliable, completely invisible (when the door is closed) and ideal for doors that weigh up to 60kg.

Designed to allow a door to open and close, as would any other hinge, but with one difference; you don't see it. Made out of stainless steel and industrial strength nylon, the BAC2010 hinge is ideal for internal

or external (under cover) applications. Rated to carry a 60kg door to 90° or 180° opening, the hinge is extremely versatile and reliable as it is rated to 100,000 opening and closing cycles.

Once installed the BAC2010 hinge becomes totally invisible when the door is closed, providing a clean, sophisticated blended door to wall look.

Unlike traditional hinges where the two leaves of the hinge meet and protrude out past the jamb and face of the door, the BAC2010 hinge is hidden away by the door

jamb and the door which butts up against each other when the door is closed, with only a minimum 2mm gap.

An added advantage of the BAC2010 is its appearance; aesthetically pleasing to the eye when the door is open, it is sleek and has clean lines.

Cost effective and highly functional, it is a real and effective alternative to traditional and unsightly butt hinges and pivot systems. It's guaranteed for 100,000 cycles and is available in two finishes; the CEAM BAC2010 is hard to overlook.

304 Stainless Steel & Nylon
Ideal for internal & external use

BAC2010 Quick Facts	
Min. door thickness	31mm
Max. door weight	60kg (subject to door size & weight)
Narrow rebate	27.5mm
Gap when closed	2mm
Working aperture	180°
Manufacturing location	100% Made in Italy
Reliability	Certified to over 100,000 cycles



BAC2010 Order Codes	
BAC2010SS	Satin Stainless
BAC2010PB	Polished Brass with Stainless knuckle
BACJIG-BACT2010	Jig & hinge template (rent or buy) pg. 37 - 39