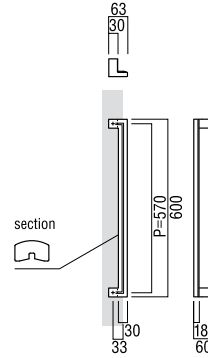
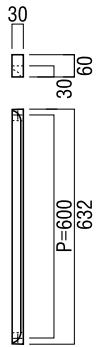






Apply the austere refined patina and air of Nambu iron to a Door Handle.

Nambu iron has long been loved as a material for tea kettles and cultivated as a Japanese traditional technique. That simple quality and austere refined patina is utilized in a Door Handle. This is a material that becomes rich in expression and profoundly appealing with use, it is a unique thing; a rarity that adds warmth and depth to a space.

MEDIUM ENTRY PULLS *by Elmes of Japan*



G2236

base material
Japanese Cast Iron (Nambu-Tetsu)

available finish
Baked Finish Red Rust Colour (R)
Baked Finish Iron Rust Colour (I)

available sizes (mm)
Length 632, Centres 600

fixing hole sizes
Door 10mm, Glass 16mm

specification code
G2236 - 632- finish

T2618

base material
Japanese Cast Iron (Nambu-Tetsu)

available finish
Baked Finish Red Rust Colour (R)
Baked Finish Iron Rust Colour (I)

available sizes (mm)
Length 600, Centres 570

fixing hole sizes
Door 10mm, Glass 16mm

specification code
T2618 - 600 - finish