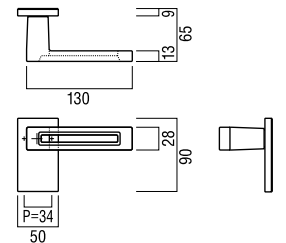
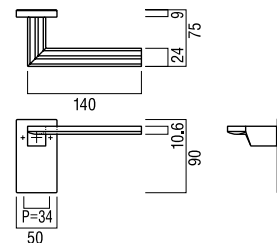
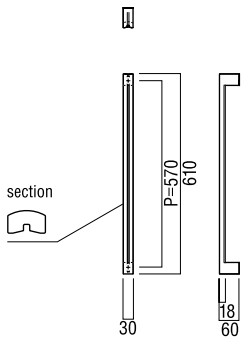




# MEDIUM ENTRY PULLS *by Elmes of Japan*



## G2618

**base material**  
Japanese Cast Iron (Nambu-Tetsu)

**available finish**  
Baked Finish Red Rust Colour (R)  
Baked Finish Iron Rust Colour (I)

**available sizes (mm)**  
Length 610, Centres 570

**fixing hole sizes**  
Door 10mm, Glass 16mm

**specification code**  
G2618 - 610- finish

## UL728

**base material**  
Japanese Cast Iron (Nambu-Tetsu)

**available finish**  
Baked Finish Red Rust Colour (R)  
Baked Finish Iron Rust Colour (I)

**type**  
Lock Sets (L)  
Passage Sets (P)  
Privacy sets (PS)

**suitability**  
Internal & External Doors

**specification code**  
UL728 - R - Type  
UL728 - I - Type

## UL729

**base material**  
Japanese Cast Iron (Nambu-Tetsu)

**available finish**  
Baked Finish Red Rust Colour (R)  
Baked Finish Iron Rust Colour (I)

**type**  
Lock Sets (L)  
Passage Sets (P)  
Privacy sets (PS)

**suitability**  
Internal & External Doors

**specification code**  
UL729 - R - Type  
UL729 - I - Type