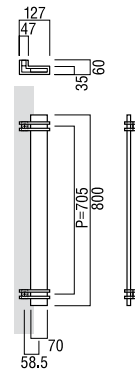
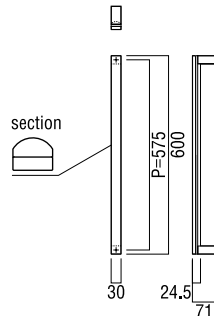
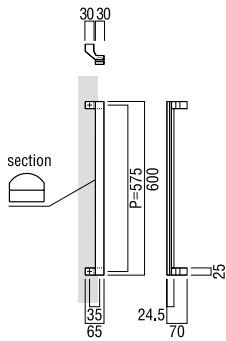





# MEDIUM ENTRY PULLS *by Elmes of Japan*



## T2733

**base material**  
Uniwood (Antibacterial Compressed Wood) & Aluminium

**available finish**  
Uni-Wood Scotch & Aluminium Blast Black (S)

**available sizes (mm)**  
Length 600, Centres 575  
**fixing hole sizes**  
Door 10mm, Glass 16mm

**specification code**  
T2733 - 600 - S

## G2733

**base material**  
Uniwood (Antibacterial Compressed Wood) & Aluminium

**available finish**  
Uni-Wood Scotch & Aluminium Blast Black (S)

**available sizes (mm)**  
Length 600, Centres 575  
**fixing hole sizes**  
Door 10mm, Glass 16mm

**specification code**  
G2733 - 600 - S

## T2318

**base material**  
Uniwood (Antibacterial Compressed Wood) & Stainless Steel

**available finish**  
Uni-Wood Black & Polished Stainless Legs (B)  
Uni-Wood Scotch & Polished Stainless Legs (S)

**available sizes (mm)**  
Length 800, Centres 705

**fixing hole sizes**  
Door 10mm, Glass 16mm

**specification code**  
T2318 - 800 - finish