



A series in which total collaboration of the materials can be enjoyed

The silver part is distinctively elegant Stainless Steel hairline finish. The black grip is aluminium, and the white and brown grips are outstandingly durable Uni-Wood. A series that is a novel accent to the space in which the collaboration of different materials produces a modern impression. The entry pull is available in a range of lengths to suite any space. Lever handles of the same design are also available, allowing for a complete coordination of the space.



Model G2750

NEW MODELS *by Elmes of Japan*



G2750

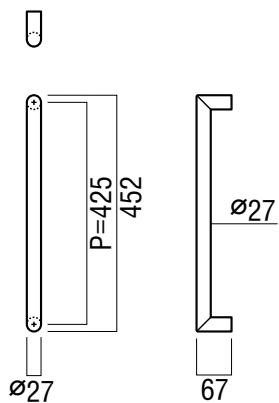
base material
Uni-Well (Cast Aluminium)

available finish
Uni-Well (Cast Aluminium)
Anodized Light Colour (L)
Uni-Well (Cast Aluminium)
Anodized Dark Colour (D)

available sizes (mm)
Length 452, Centres 425

fixing hole sizes
Door 10mm, Glass 16mm

specification code
G2750 - 452 - finish



T8050

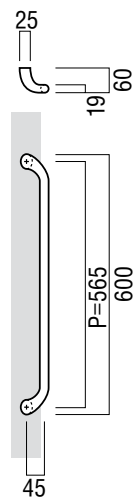
base material
Uni-Well (Cast Aluminium)

available finish
Uni-Well (Cast Aluminium)
Anodized Light Colour (L)
Uni-Well (Cast Aluminium)
Anodized Dark Colour (D)

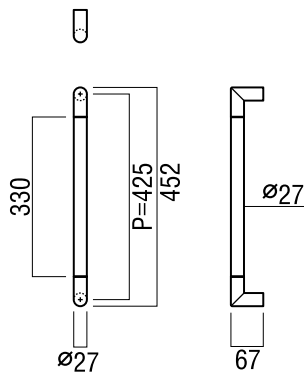




available sizes (mm)
Length 600, Centres 565

fixing hole sizes
Door 10mm, Glass 16mm

specification code
T8050 - 600 - finish



SMALL ENTRY PULLS *by Elmes of Japan*



G2750

base material
Stainless Steel & Uniwood
(Antibacterial Compressed Wood)

available finish
Stainless Steel & Hairline (S)

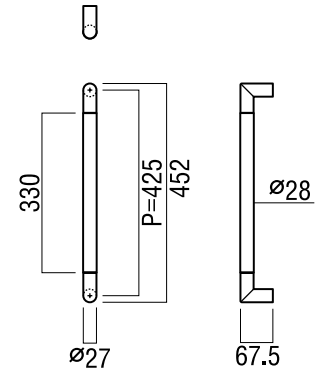
Uni-Wood Light White & Stainless
Steel Hairline (W)

Uni-Wood Light Scotch Colour &
Stainless Steel Hairline (SC)

available sizes (mm)
Length 452, Centres 425
Length 600, Centres 573

fixing hole sizes
Door 10mm, Glass 16mm

specification code
G2750 - 425 - finish
G2750 - 600 - finish
G2751 - 1300 - finish



G2750

base material
Aluminium & Stainless Steel




available finish
Aluminium Blast Anodized Black &
Stainless Steel Hairline (AB)

available sizes (mm)
Length 452, Centres 425
Length 600, Centres 573

fixing hole sizes
Door 10mm, Glass 16mm

specification code
G2750 - 452 - AB
G2750 - 600 - AB
G2751 - 13 - AB

MEDIUM ENTRY PULLS *by Elmes of Japan*



G2750

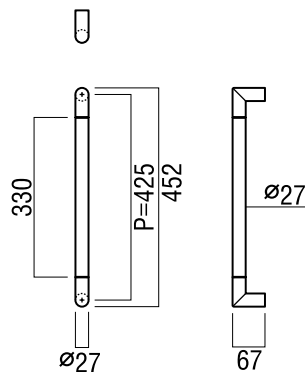
base material
Stainless Steel, Stainless Steel & Uniwood (Antibacterial Compressed Wood)

available finish
Stainless Steel Hairline (S)
Uni-Wood Light White & Stainless Steel Hairline (W)
Uni-Wood Scotch Colour & Stainless Steel Hairline (SC)

available sizes (mm)
Length 452, Centres 425
Length 600, Centres 573

fixing hole sizes
Door 10mm, Glass 16mm

specification code
G2750 - 425 - (finish)
G2750 - 600 - (finish)
G2751 - 1300 - (finish)



G2750

base material
Aluminium & Stainless Steel

available finish
Aluminium Blast Anodized Black & Stainless Steel Hairline (AB)

available sizes (mm)
Length 452, Centres 425
Length 600, Centres 573

fixing hole sizes
Door 10mm, Glass 16mm

specification code
G2750 - 425 - AB
G2750 - 600 - AB
G2751 - 1300 - AB

