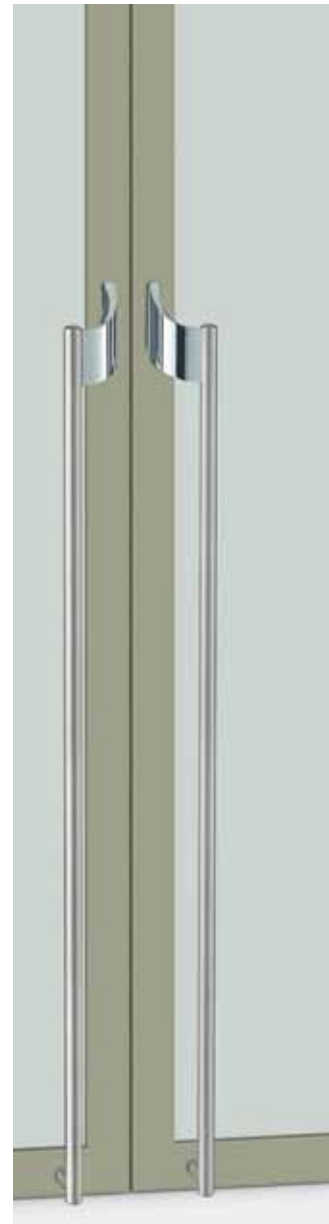
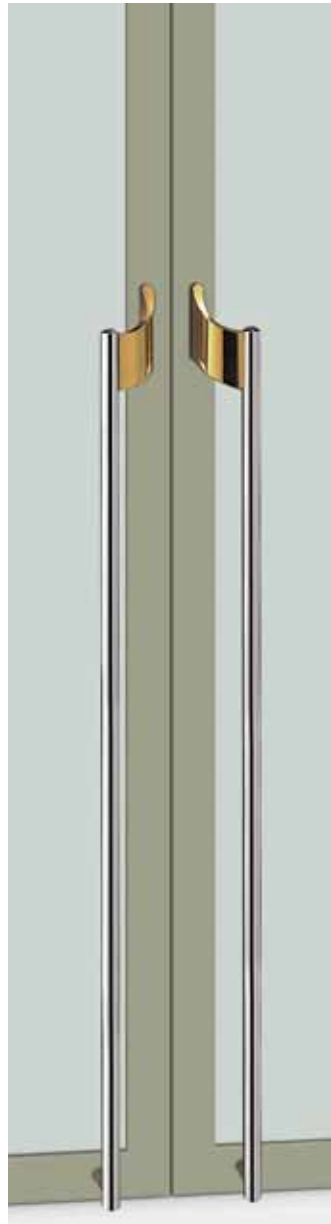



SEMI-LONG ENTRY PULLS *by Elmes of Japan*



G2751

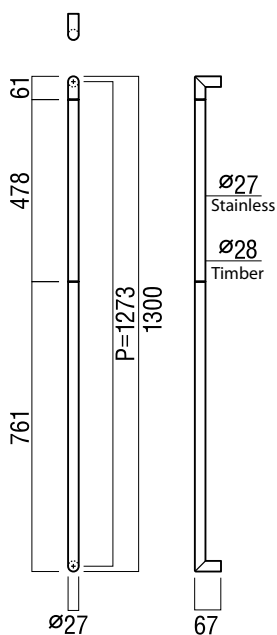
base material
Stainless Steel, Uniwood
(Antibacterial
Compressed Wood) with Stainless
Steel

available finish
Hairline Stainless Steel (H)
Uni-Wood White & Hairline
Stainless (W)
Uni-Wood Scotch & Hairline
Stainless (S)
Uni-Wood Black & Hairline
Stainless (B)

available sizes (mm)
Length 1300, Centres 1273

fixing hole sizes
Door 10mm, Glass 16mm

specification code
G2751 - 1300 - finish



T9080

base material
Stainless Steel and Brass

available finish
Hairline Stainless & Bright Chrome
(SC)
Polished Stainless & Polished
Brass (SPB)

Australian handing
Australian Left Hand (L)
Australian Right Hand (R)

available sizes (mm)
Length 1300, Centres 1200

fixing hole sizes
Door 10mm, Glass 16mm

specification code
T9080 - 1300 - finish - L
T9080 - 1300 - finish - R

