





# SEMI-LONG ENTRY PULLS *by Elmes of Japan*



## T2888

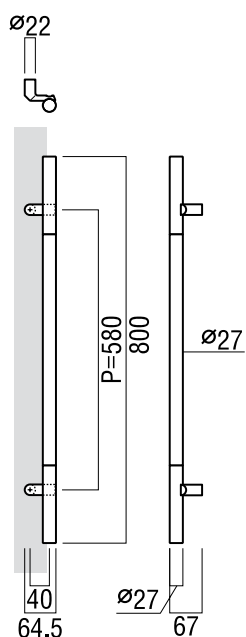
**base material**  
Stainless Steel, Uniwood  
(Antibacterial  
Compressed Wood) with Stainless  
Steel

**available finish**  
Hairline Stainless Steel (H)  
Uni-Wood White & Hairline  
Stainless (W)

**available sizes (mm)**  
Length 800, Centres 580

**fixing hole sizes**  
Door 10mm, Glass 16mm

**specification code**  
T2888 - 800 - finish



## G2888

**base material**  
Stainless Steel, Uniwood  
(Antibacterial  
Compressed Wood) with Stainless  
Steel

**available finish**  
Hairline Stainless Steel (H)  
Uni-Wood White & Hairline  
Stainless (W)

**available sizes (mm)**  
Length 800, Centres 580

**fixing hole sizes**  
Door 8mm, Glass 12mm

**specification code**  
G2888 - 800 - finish

