

New 2014 Models

**OLIVARI**  by Bellevue

Dear Design Partner,

I take great pleasure and personal pride in presenting to you the latest models from Olivari. For over 30 years, Bellevue's commitment has not wavered in bringing to Australia & New Zealand the very best in European architectural products & providing the highest level of service. With the release of these latest models, our commitment continues. I would like to personally thank the Architecture & Design market for your continuing support in using innovative, quality products.

Yours Sincerely,  
Aron Midler | Bellevue Imports

Since 1911, Olivari has been manufacturing handles at its own factories in Italy where the entire production process takes place. Starting with brass billets, the handles are forged, milled, polished, buffed, chrome-plated and hallmarked with a laser. Olivari has attained ISO 9001 and ISO 14001 certifications. Though it uses the most advanced technology, Olivari preserves all the artisanal wisdom it has accumulated in 100 years of history.

**OLIVARI** 

# design, taken by the hand

released February 2014

Patricia Urquiola

Javier Lopez

Roldolfo Dordoni

Penta Associati

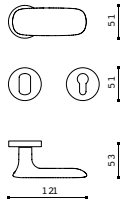
Giorgetto Giugiaro

Jean Nouvel

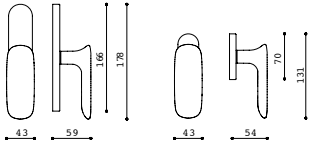
# Conca

design Patricia Urquiola 2014

This sculptural lever is eloquent yet understated. Patricia Urquiola experiments with proportions and, with Conca, creates a tactile design. Viewed from the front, it seems to have a certain weight due to its shell like surface; instead, the lightness of concavity is felt in the hand.



M236R - lever set on standard 10mm rose  
M236RL1 - lever set on low profile 5mm rose



C236R  
fixed window slider

K236R  
operational window handle



CR chrome



IS SuperInox Satin



- All Conca images are photographed on a 5mm low rose; suitable for doors at least 40mm thick using a solid 8mm spindle (standard size rose also available).

- SuperInox Satin - a finish that is guaranteed not to pitting or tarnish for 30 years, even in sea air environments.

- Conca on a 10mm rose is suitable for all European & Australian fire & non fire rated mortice locks & tube latches. Conca on a 5mm rose is suitable only for European locks and latches.











# Patricia Urquiola

Oviedo, 1961

Born in Oviedo Spain, Urquiola studied at the School of Architecture of Madrid and Milan, where she graduated in 1989 with Achille Castiglioni. She became his assistant at the Milan Polytechnic. In the early 1990s, she worked in the De Padova technical office, where she came into contact with Vico Magistretti. In 1996, she entered Piero Lissoni's studio collaborating in the design sector. Five years later, she opened her own studio in Milan and now devotes herself to designing interiors, installations and objects. She designs products for Agape, Alessi, B&B, De Padova, Driade, Flos, Foscari, Kartell, Molteni and Moroso. Her work not only reveals a decided feminine sensitivity, but also a profound knowledge of the Italian school of design.

Also by Patricia Urquiola



Lucy - M231 (2012)

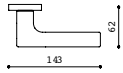


Adamant - M216 (2008)

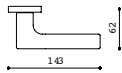
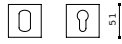
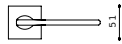
# Lotus Lotus Q

design Javier Lopez 2014

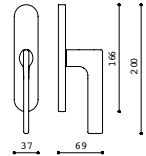
Spare, essential lines and depth of shapes define Lotus by Javier Lopez. Starting with a zen-like design, the young architect focuses on details and 'softens' the angles ever so slightly, just enough to avoid an excess of rigour.



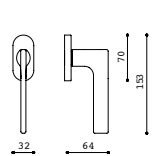
M238R - lever set on standard 10mm rose  
M238RL1 - lever set on low profile 5mm rose



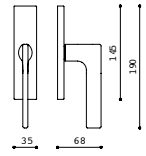
M238S - lever set on standard 10mm rose  
M238SL1 - lever set on low profile 5mm rose



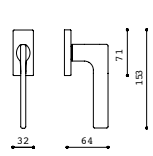
C238R  
fixed window slider



K238R  
operational window handle



C238S  
fixed window slider



K238S  
operational window handle

● All Lotus images are photographed on a 5mm low rose; suitable for doors at least 40mm thick using a solid 8mm spindle (standard size rose also available).

● SuperInox Satin - a finish that is guaranteed not to pitting or tarnish for 30 years, even in sea air environments.

● Lotus on a 10mm rose is suitable for all European & Australian fire & non fire rated mortice locks & tube latches. Lotus on a 5mm rose is suitable only for European locks and latches.



CR chrome



CR chrome



IS SuperInox Satin



IS SuperInox Satin



















# Javier Lopez

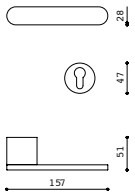
Madrid, 1978

Javier López was born in Madrid, Spain, in 1978. After graduating in interior architecture and industrial design, he moved to Milan, collaborating with various prestigious international design studios. In 2011, he opened his own studio in Milan, where he works on projects from architecture to product design. In the same year, he began working with Agape and launched his first product "Plus", which garnered him a nomination for the Compassod'Oro ADI 2014 Award.

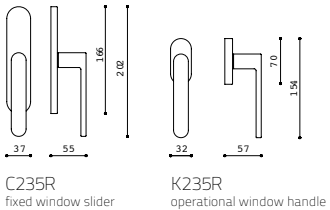
# Radial

design Rodolfo Dordoni 2014

Dordoni reinterprets the principles of coherence and simplicity that made his Total door lever a real bestseller. Where it favoured straight lines and hard angles, Radial displays a new appreciation for curves, in both the lever and the rose.



M235R - lever set



C235R  
fixed window slider


K235R  
operational window handle




CR chrome

IS SuperInox Satin



 SuperInox Satin - a finish guaranteed not to pitting or tarnish for 30 years, even in sea air environments.

 8mm solid spindle only, suitable for 8mm lock or latch hubs.













# Rodolfo Dordoni

Milan, 1954

After graduating in architecture in Milan in 1979, Dordoni became the artistic director of Cappellini. He worked there for ten years, designing highly successful pieces such as the Cuba sofa. In 1998, he began coordinating and designing products for Minotti, and in 2006 for Roda. He has designed chairs, upholstered furniture, bookcases, and lamps for Driade, Emu, Flos, Flou, Molteni, Moroso, Serralunga, and Venini. The Dordoni Architetti Studio was founded in Milan in 2005 and also develops projects for installations, interiors, and architecture along with its design work.

Also by Rodolfo Dordoni



**Total** - M207 (2007)

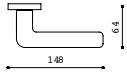
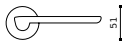


**Arc** - M225 (2010)

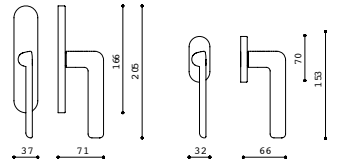
# Marbella

design Penta Associati 2014

A balance of opposites: Marbella reveals its “double face” in a playful approach to the concept of up and down. The overall effect is of elegant simplicity, where a completely flat surface plays counterpoint to a rounded one. The result: excellent ergonomics.



M237R - lever set on standard 10mm rose  
M237RL1 - lever set on low profile 5mm rose



C237R  
fixed window slider

K237R  
operational window handle



CR chrome



IS SuperInox Satin



● All Marbella images are photographed on a 5mm low rose; suitable for doors at least 40mm thick using a solid 8mm spindle (standard size rose also available).

● SuperInox Satin - a finish that is guaranteed not to pitting or tarnish for 30 years, even in sea air environments.

● Marbella on a 10mm rose is suitable for all European & Australian fire & non fire rated mortice locks & tube latches. Marbella on a 5mm rose is suitable only for European locks and latches.













# Penta Associati

1994

Penta Associati is a team consisting of five designers who work in strict collaboration with Olivari. Their handles feature a flawless design and absolute functionality.

Also by Penta Associati



**Flaminia** - M159 (1994)



**Emilia** - M167 (1996)



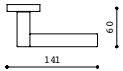
**Wind** - M187 (2003)

- **Perla** - M189 (2003)
- **Sector** - M186 (2002)
- **Aurelia** - M185 (2002)
- **Aster** - M174 (1998)
- **Futura** - M172 (1997)
- **Gardena** - M166 (1997)
- **Golia** - M160 (1994)
- **Blindo** - M178 (1998)

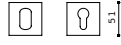
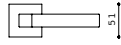
# Pitagora Pitagora Q

design Giorgetto Giugiaro 2014

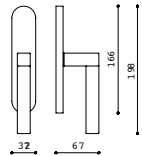
This lever is the re-issue of a model originally crafted in resin and now interpreted in metal. With the intersection of a cylinder and a cube, Pitagora expresses the minimalist values of Giugiaro's design: the powerful effect of a three-dimensional language that uses geometry and the development of solid shapes as a matrix for the project.



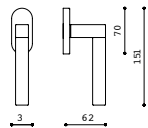
M239R - lever set on standard 10mm rose  
M239RL1 - lever set on low profile 5mm rose



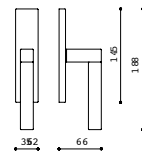
M239S - lever set on standard 10mm rose  
M239SL1 - lever set on low profile 5mm rose



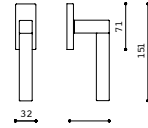
C239R  
fixed window slider



K239R  
operational window handle



C239S  
fixed window slider



K239S  
operational window handle



CR chrome



CRSC chrome & satin chrome



IS SuperInox Satin



CR chrome



CRSC chrome & satin chrome



IS SuperInox Satin



• All Pitagora images are photographed on a 5mm low rose; suitable for doors at least 40mm thick using a solid 8mm spindle (standard size rose also available).

• SuperInox Satin - a finish that is guaranteed not to pitting or tarnish for 30 years, even in sea air environments.

• Pitagora on a 10mm rose is suitable for all European & Australian fire & non fire rated mortice locks & tube latches. Pitagora on a 5mm rose is suitable only for European locks and latches.













# Giorgetto Giugiaro

Garessio (CN), 1938

A young designer at Fiat, at 21 Giugiaro became the head of the style office in the Bertone Body Shop, designing several classics such as the Alfa Romeo Giulia GT (1964). After a short stint in Ghia, in 1968 he co-founded Italdesign, a company which offers engineering and prototype services as well as styling. The Volkswagen Golf (1974), Lancia Delta (1979), eThema (1984), Fiat Panda (Compasso d'Oro 1979), Uno (1983), Maserati 4200 (2000), Suzuki SX4 (2000) Alfa Romeo Brera (2005) and the BMW Mini Cabrio (2012) are some of Giugiaro's most famous cars. Today Italdesign has over 800 collaborators and has extended its business to designing yachts, buses, and trains.

Also by Giorgetto Giugiaro

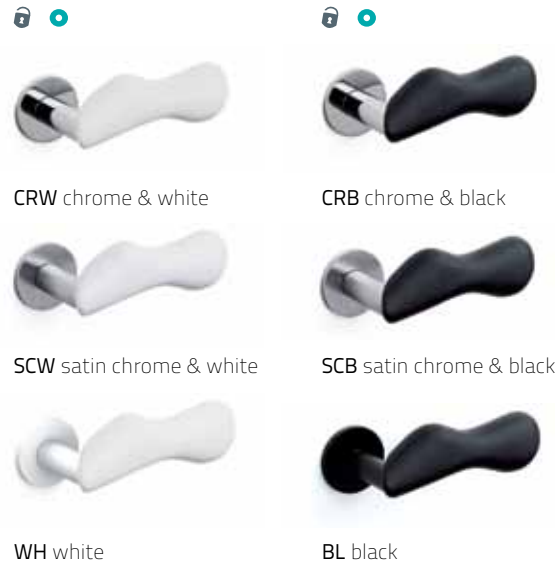
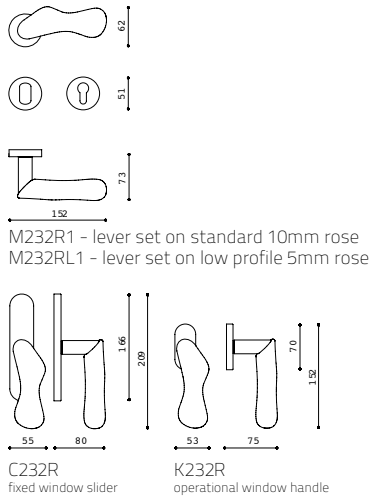


Tecno - M182 (1999)

# Chelsea

design Jean Nouvel 2013

This handle is the synthesis of the creativity of the artist Jean Nouvel. A unique door handle, where the footprint of the hand has remained, it is an amazing piece of sculpture. A friendly handle, inviting you to grab it.



All Chelsea images are photographed on a 5mm low rose; suitable for doors at least 40mm thick using a solid 8mm spindle (standard size rose also available)

Chelsea on a 10mm rose is suitable for all European & Australian fire & non fire rated mortice locks & tube latches. Chelsea on a 5mm rose is suitable only for European locks and latches.















# Jean Nouvel

Fumel, 1945

Jean Nouvel was born in Fumel in the south of France. He opened his first office in 1970 where he continues to operate today. Since then, a relentless work ethic has led him to achieve numerous awards, most recently the Pritzker Prize in 2008. In 1976, his first striking achievement, Saint-André-le-Vergers, is seen as the exemplification of what used to be called "critical architecture". The cooperation with Olivari began in 2005.

Bellevue Imports Pty Ltd  
954 Glenhuntly Road, Caulfield South VIC Australia 3162

Call us or visit our website for your nearest display centre.

Phone: 03 9571 5666  
Fax: 03 9571 1347

Web: [www.BellevueImports.com.au](http://www.BellevueImports.com.au)  
Email: [info@BellevueImports.com.au](mailto:info@BellevueImports.com.au)

The catalogue and products may be updated. Registered  
trademarks and patented designs. All rights reserved ©  
Olivari B. s.p.a & Bellevue Imports P/L