










Cabinet Knobs & Pulls Technical Information

	Code	Length	Height	Centres	Projection	Finishes
	S2011	50mm	20mm	-	40mm	ABT, CR, SN, TC, PC
	S1652	35mm	16mm	-	28.5mm	CR, S, PB, SN, PC
	S1768	Ø18.5mm	-	-	27.5mm	BN, PC
	S1499	-	16mm	-	26mm	CR, PB, SN, PC
	E4010SA	350mm	-	160mm	-	CR, SN, PC
	E4010SB	200mm	-	80mm	-	CR, SN, PC
	E4010SC	40mm	-	20mm	-	CR, SN, PC
	E4010RA	350mm	-	160mm	-	CR, SN, PC
	E4010RB	200mm	-	80mm	-	CR, SN, PC
	R4010RC	40mm	-	20mm	-	CR, SN, PC
	S1324	Ø30mm	-	-	24mm	SI, SN, PC

	CR – Bright Chrome		BN – Bright Nickel		SI – Anodised Silver		PC – Powder Coat
	SN – Satin Nickel		S – Silver		PB – Polished Brass		TC – Tin Coloured
	ABT – Antique Brass Tumbled						