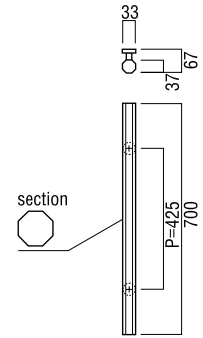
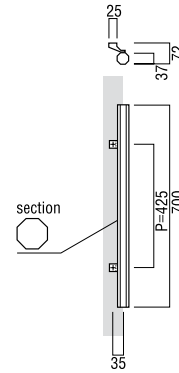
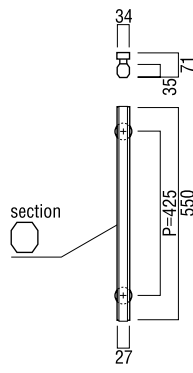
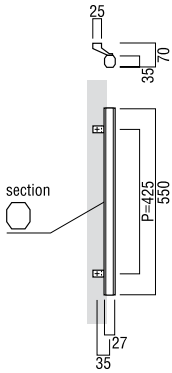



# MEDIUM ENTRY PULLS *by Elmes of Japan*



## T330

**base material**  
Stainless Steel

**available finish**  
Hairline Stainless Steel (H)

**available sizes (mm)**  
Length 550, Centres 425

**fixing hole sizes**  
Door 8mm, Glass 12mm

**specification code**  
T330 - 700 - H

## G330

**base material**  
Stainless Steel

**available finish**  
Hairline Stainless Steel (H)

**available sizes (mm)**  
Length 550, Centres 425

**fixing hole sizes**  
Door 10mm, Glass 16mm

**specification code**  
G330 - 550 - H

## T380

**base material**  
Copper

**available finish**  
Oxidized, Black & Brass, Oxidized  
Black legs (B)

**available sizes (mm)**  
Length 700, Centres 425

**fixing hole sizes**  
Door 10mm, Glass 16mm

**specification code**  
T380 - 700 - B

## G380

**base material**  
Copper

**available finish**  
Oxidized, Black & Brass, Oxidized  
Black legs (B)

**available sizes (mm)**  
Length 700, Centres 425

**fixing hole sizes**  
Door 10mm, Glass 16mm

**specification code**  
G380 - 700 - B