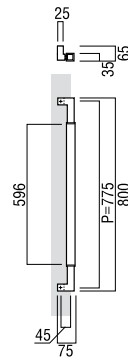
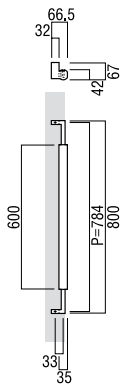




# MEDIUM ENTRY PULLS *by Elmes of Japan*



## T3363

**base material**  
Uniwood (Antibacterial Compressed Wood) & Stainless Steel

**available finish**  
Uni-Wood Grey & Polished  
Stainless Steel Legs (G)  
Uni-Wood Scotch & Polished  
Stainless Steel Legs (S)

**available sizes (mm)**  
Length 800, Centres 784

**fixing hole sizes**  
Door 10mm, Glass 12mm

**specification code**  
T3363 - 800 - finish

## T5400

**base material**  
Uniwood (Antibacterial Compressed Wood) & Stainless Steel

**available finish**  
Uni-Wood Black & Polished  
Stainless Legs (B)

**available sizes (mm)**  
Length 800, Centres 775

**fixing hole sizes**  
Door 10mm, Glass 16mm

**specification code**  
T5400 - 800 - B

## G5400

**base material**  
Uniwood (Antibacterial Compressed Wood) & Stainless Steel

**available finish**  
Uni-Wood Black & Polished  
Stainless Legs (B)

**available sizes (mm)**  
Length 800, Centres 775

**fixing hole sizes**  
Door 10mm, Glass 16mm

**specification code**  
G5400 - 800 - B