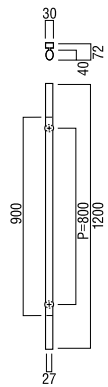
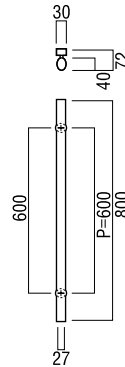
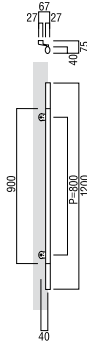
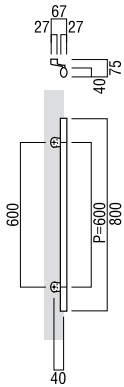




MEDIUM ENTRY PULLS *by Elmes of Japan*



T5955

base material
Stainless Steel

available finish
Hairline & Polished Stainless (HP)

available sizes (mm)
Length 1200, Centres 800
Length 800, Centres 600

fixing hole sizes
Door 10mm, Glass 16mm

specification code
T5955 - 1200 - HP
T5955 - 800 - HP

G5955

base material
Stainless Steel

available finish
Hairline & Polished Stainless (HP)

available sizes (mm)
Length 1200, Centres 800
Length 800, Centres 600

fixing hole sizes
Door 10mm, Glass 16mm

specification code
G5955 - 1200 - HP
G5955 - 800 - HP