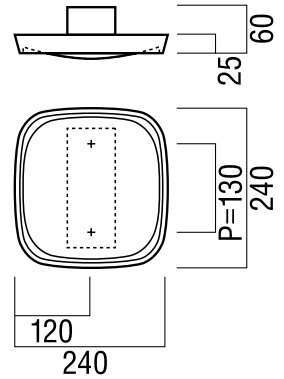
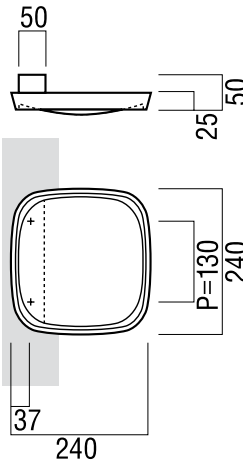
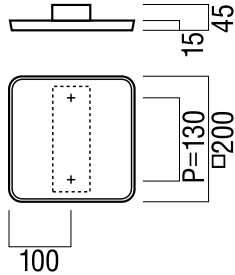
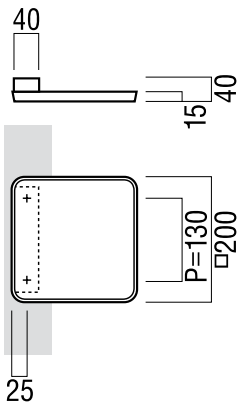


SMALL ENTRY PULLS *by Elmes of Japan*



T6400

base material
Japanese Cast Iron (Nambu-Tetsu)

available finish
Baked Finish Charcoal (C)

available sizes (mm)
See dimension image above

fixing hole sizes
Door 10mm, Glass 16mm

specification code
T6400 - 200 - C

G6400

base material
Japanese Cast Iron (Nambu-Tetsu)

available finish
Baked Finish Charcoal (C)

available sizes (mm)
See dimension image above

fixing hole sizes
Door 10mm, Glass 16mm

specification code
G6400 - 200 - C

T7067

base material
Japanese Cast Iron (Nambu-Tetsu)

available finish
Baked Finish Brown (B)

available sizes (mm)
See dimension image above

fixing hole sizes
Door 10mm, Glass 16mm

specification code
T7067 - 240 - B

G7067

base material
Japanese Cast Iron (Nambu-Tetsu)

available finish
Baked Finish Brown (B)

available sizes (mm)
See dimension image above

fixing hole sizes
Door 10mm, Glass 16mm

specification code
G7067 - 240 - B