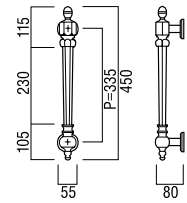
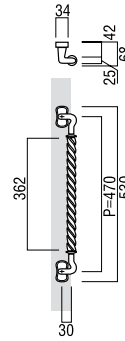
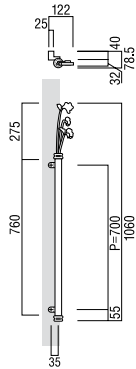
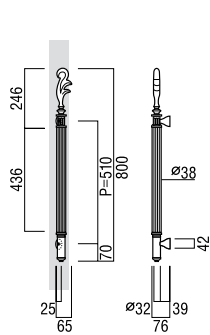


# MEDIUM ENTRY PULLS *by Elmes of Japan*



## T3103

**base material**  
Brass

**available finish**  
Polished Brass (PB)

**Australian handing**  
Australian Left Hand (L)  
Australian Right Hand (R)

**available sizes (mm)**  
Length 800, Centres 510

**fixing hole sizes**  
Door 10mm, Glass 16mm

**specification code**  
T3103 - 800 - PB - L  
T3103 - 800 - PB - R

## T3970

**base material**  
Brass

**available finish**  
Polished Brass and White Bronze  
Plated & Cloisonne (PBC)

**Australian handing**  
Australian Left Hand (L)  
Australian Right Hand (R)

**available sizes (mm)**  
Length 1060, Centres 700

**fixing hole sizes**  
Door 10mm, Glass 16mm

**specification code**  
T3970 - 1060 - PBC - L  
T3970 - 1060 - PBC - R

## T7250

**base material**  
Brass

**available finish**  
Polished Brass (PB)

**available sizes (mm)**  
Length 530, Centres 470

**fixing hole sizes**  
Door 8mm, Glass 12mm

**specification code**  
T7250 - 530 - PB

## G822

**base material**  
Cast Brass

**available finish**  
Oxidized Golden Bronze (B)

**available sizes (mm)**  
Length 450, Centres 335

**fixing hole sizes**  
Door 10mm, Glass 16mm

**specification code**  
G822 - 450 - B