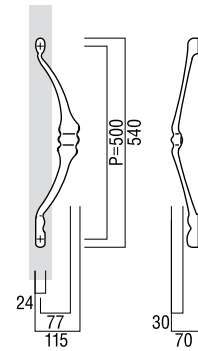
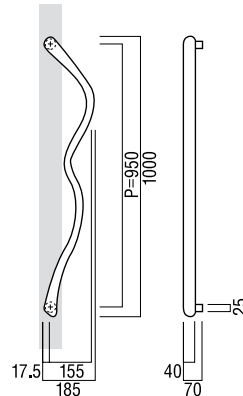
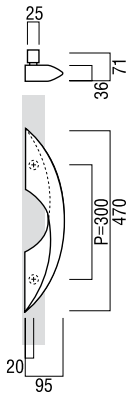
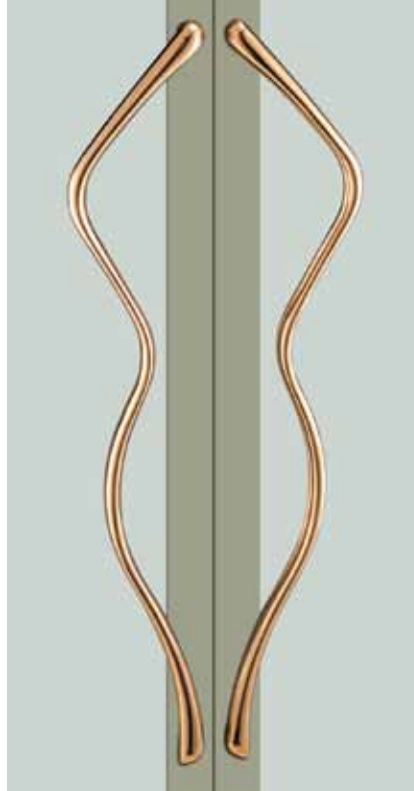


The profound brilliancy of bronze increases in elegance with the passage of time.

Bronze is loved throughout the world as ornamental material. A strong point is the profound brilliancy born from the high content of copper. Instil the room with dignity and nobility; its elegance deepens with use.



MEDIUM ENTRY PULLS *by Elmes of Japan*



T1032

base material
Cast Bronze

available finish
Polished Bronze & Blast Bronze (B)

Australian handing
Australian Left Hand (L)
Australian Right Hand (R)

available sizes (mm)
Length 470, Centres 300

fixing hole sizes
Door 10mm, Glass 16mm

specification code
T1032 - 470 - B - L
T1032 - 470 - B - R

T1005

base material
Cast Bronze

available finish
Polished Bronze (B)

Australian handing
Australian Left Hand (L)
Australian Right Hand (R)

available sizes (mm)
Length 1000, Centres 950

fixing hole sizes
Door 10mm, Glass 16mm

specification code
T1005 - 1000 - B - L
T1005 - 1000 - B - R

T1029

base material
Cast Bronze

available finish
Polished Bronze (B)

Australian handing
Australian Left Hand (L)
Australian Right Hand (R)

available sizes (mm)
Length 540, Centres 500

fixing hole sizes
Door 10mm, Glass 16mm

specification code
T1029 - 540 - B - L
T1029 - 540 - B - R