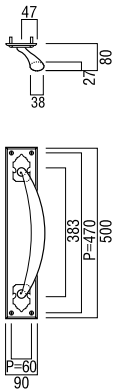


MEDIUM ENTRY PULLS *by Elmes of Japan*



T3109

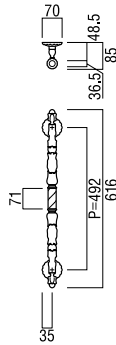
base material
Brass

available finish
Polished Brass & Brushed Brass (B)

available sizes (mm)
Length 500, Centres 470

fixing hole sizes
Door 12mm

specification code
T3109 - 500 - B
Note: Not Suitable for Glass Doors



T2041

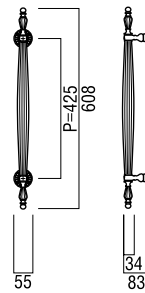
base material
Brass

available finish
Hairline Brass (HB)

available sizes (mm)
Length 616, Centres 492

fixing hole sizes
Door 8mm, Glass 12mm

specification code
T2041 - 616 - HB



T836

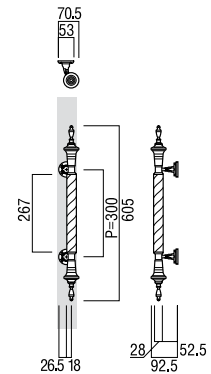
base material
Brass

available finish
Polished Brass (PB)
Brass Oxidized Golden Bronze (O)

available sizes (mm)
Length 608, Centres 425

fixing hole sizes
Door 8mm, Glass 12mm

specification code
T836 - 608 - finish



T8170

base material
Brass

available finish
Satin Brass (SB)

available sizes (mm)
Length 605, Centres 300

fixing hole sizes
Door 10mm, Glass 16mm

specification code
T8170 - 605 - SB