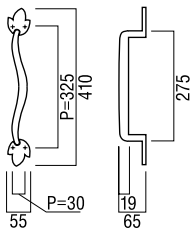


# MEDIUM ENTRY PULLS *by Elmes of Japan*



## T727

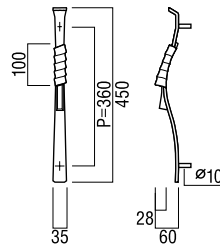
**base material**  
Cast Brass

**available finish**  
Baked Finish Smoked Silver (S)

**available sizes (mm)**  
Length 410, Centres 325

**fixing hole sizes**  
Tapped M4 Hole

**specification code**  
T727 - 410 - S  
Note: Not Suitable for Glass Doors.  
*Sold as single handle*



## T2151

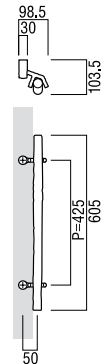

**base material**  
Cast Brass

**available finish**  
Baked Finish Smoked Silver (S)  
Baked Finish Iron Rust (R)

**available sizes (mm)**  
Length 450, Centres 360

**fixing hole sizes**  
Internal Side 8mm  
External Side 12mm

**specification code**  
T2151 - 450 - finish  
Note: Not Suitable for Glass Doors



## T2212

**base material**  
Cast Brass

**available finish**  
Baked Finish Smoked Silver (S)

**available sizes (mm)**  
Length 605, Centres 425

**fixing hole sizes**  
Door 10mm, Glass 16mm

**specification code**  
T2212 - 605 - S