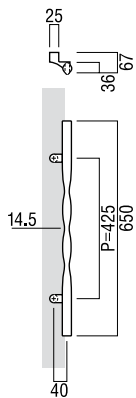



MEDIUM ENTRY PULLS *by Elmes of Japan*



T2240

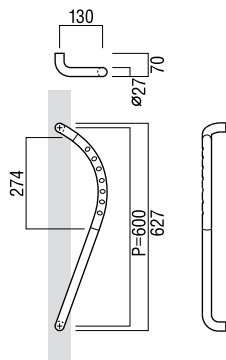
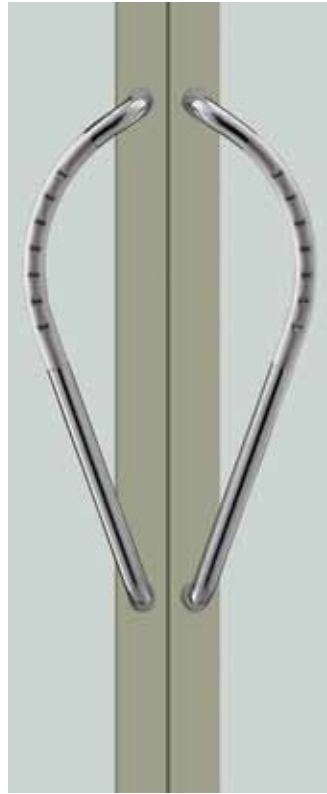
base material
Stainless Steel

available finish
Polished Stainless (P)

available sizes (mm)
Length 650, Centres 425

fixing hole sizes
Door 10mm, Glass 16mm

specification code
T2240 - 650 - P



T9933

base material
Stainless Steel

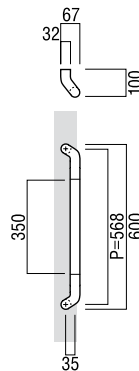
available finish
Hairline & Polished Stainless (HP)

Australian handing
Australian Left Hand (L)
Australian Right Hand (R)

available sizes (mm)
Length 627, Centres 600

fixing hole sizes
Door 10mm, Glass 16mm

specification code
T9933 - 627 - HP - L
T9933 - 627 - HP - R



T3008

base material
Stainless Steel

available finish
Hairline + Polished Stainless Steel (HP)

available sizes (mm)
Length 800, Centres 768
Length 600, Centres 568

fixing hole sizes
Door 10mm, Glass 16mm

specification code
T3008 - 800 - HP
T3008 - 600 - HP

