





Model T2752

Bellevue Architectural | 03 9571 5666 | info@bellevuearchitectural.com.au | www.bellevuearchitectural.com.au

# LARGE ENTRY PULLS *by Elmes of Japan*



## T2752

**base material**  
Stainless Steel,  
Uniwood (Antibacterial Compressed Wood) with Stainless Steel

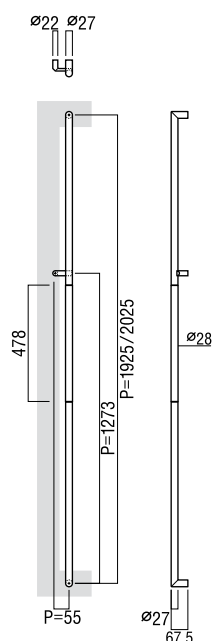
**available finish**  
Hairline & Polished Stainless Steel (HPS)  
Uni-Wood White & Hairline & PolishStainless Steel (W)  
Uni-Wood Scotch & Hairline & Polished Stainless Steel (S)  
Uni-Wood Black & Hairline & Polished Stainless Steel (B)

**Australian handing**  
Australian Left Hand (L)  
Australian Right Hand (R)

**available finish**  
Length 1760 to 2370mm  
Centres 1660 to 2360mm

**fixing hole sizes**  
Door 10mm, Glass 16mm

**specification code**  
T2752 - length - finish - L  
T2752 - length - finish - R



## T62

**base material**  
Uniwood (Antibacterial Compressed Wood)  
and Stainless Steel

**available finish**  
Uni-Wood Black & Stainless Steel Hairline (B)  
Uni-Wood Black & Stainless Steel, Chromophore Shadow Brown (CB)

**available sizes (mm)**  
Length 2065, Centres 2025mm

**fixing hole sizes**  
Door 10mm, Glass 16mm

**specification code**  
T62 - length - finish

