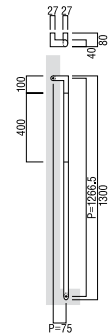


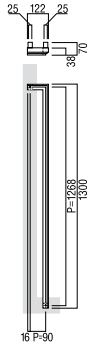

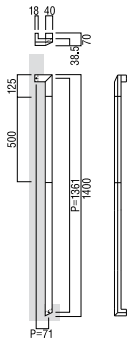



SEMI-LONG ENTRY PULLS *by Elmes of Japan*



T3087

base material
Stainless Steel

available finish
Brushed Stainless and Polished
Stainless (BPS)

Australian handing
Australian Left Hand (L)
Australian Right Hand (R)

available sizes (mm)
Length 1400, Centres 1361

fixing hole sizes
Door 10mm, Glass 12mm

specification code
T3087 - 1400 - BPS - L
T3087 - 1400 - BPS - R

T5789

base material
Stainless Steel

available finish
Hairline & Polished Stainless (HPS)

Australian handing
Australian Left Hand (L)
Australian Right Hand (R)

available sizes (mm)
Length 1300, Centres 1268

fixing hole sizes
Door 10mm, Glass 16mm

specification code
T5789 - 1300 - HPS - L
T5789 - 1300 - HPS - R

T5785

base material
Brass

available finish
Hairline and Polished Brass (B)

Australian handing
Australian Left Hand (L)
Australian Right Hand (R)

available sizes (mm)
Length 1300, Centres 1269

fixing hole sizes
Door 8mm, Glass 12mm

specification code
T5785 - 1300 - B - L
T5785 - 1300 - B - R

T2033

base material
Stainless Steel

available finish
Hairline and Polished Stainless (S)

Australian handing
Australian Left Hand (L)
Australian Right Hand (R)

available sizes (mm)
Length 1300, Centres 1266.5

fixing hole sizes
Door 10mm, Glass 16mm

specification code
T2033 - 1300 - S - L
T2033 - 1300 - S - R