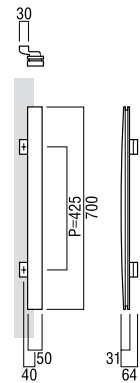
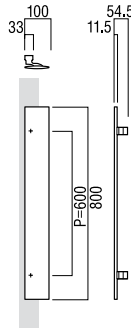
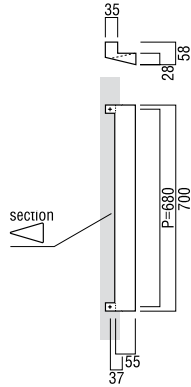
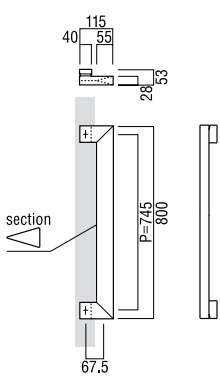




# MEDIUM ENTRY PULLS *by Elmes of Japan*



## T3278

**base material**  
Stainless Steel

**available finish**  
Hairline & Polished  
Stainless Steel (H)

**available sizes (mm)**  
Length 800, Centres 745

**fixing hole sizes**  
Door 10mm, Glass 16mm

**specification code**  
T3278 - 800 - H

## T5656

**base material**  
Aluminium

**available finish**  
Anodized Black (B)

**available sizes (mm)**  
Length 700, Centres 680

**fixing hole sizes**  
Door 10mm, Glass 16mm

**specification code**  
T5656 - 700 - B

## T2516

**base material**  
Aluminium

**available finish**  
Uni-Frost Anodized Silver (S)  
Uni-Frost Anodized Stainless  
Colour (SS)

**available sizes (mm)**  
Length 800, Centres 600

**fixing hole sizes**  
Door 10mm, Glass 16mm

**specification code**  
T2516 - 800 - S  
T2516 - 800 - SS

## T3026

**base material**  
Aluminium & Stainless

**available finish**  
Anodized Silver & Polished  
Stainless legs (S)

**available sizes (mm)**  
Length 700, Centres 425

**fixing hole sizes**  
Door 10mm, Glass 16mm

**specification code**  
T3026 - 700 - S