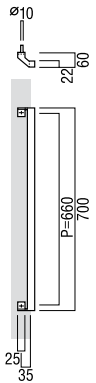



MEDIUM ENTRY PULLS *by Elmes of Japan*



T670

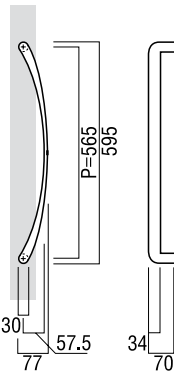

base material
Stainless Steel

available finish
Hairline Stainless Steel (H)

available sizes (mm)
Length 700, Centres 660

fixing hole sizes
Door
Ex Side Door 12mm
In Side Door 8mm
Glass
Glass 16mm

specification code
T670 - 700 - H



T6500

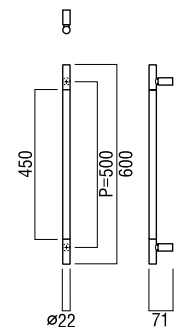


base material
Uni-Cast Aluminium

available finish
Anodized Silver (S)
Anodized Umber (U)

available sizes (mm)
Length 595, Centres 565

fixing hole sizes
Door 10mm, Glass 16mm

specification code
T6500 - 595 - finish



G2690

base material
Uni-Frost Aluminium

available finish
Anodized Silver (S)
Blast Anodized Black & Uni-Frost
Anodized Silver (B)

available sizes (mm)
Length 600, Centres 500

fixing hole sizes
Door 8mm, Glass 12mm

specification code
G2690 - 600 - finish