


ELEMS OF JAPAN STAINLESS STEEL ENTRY PULLS

Entry Door Pulls

A front door, boardroom door or even just a meeting room door. It's the first and last thing you see, and touch when you enter or exit. It allows you to pass from one environment to another, without it we could not function. The door, it's a focal point in movement.

Making it look the part, standing out from the rest can be as simple as choosing a stylish and quality entry door pull. It can transform a plain door into a feature door. Lever handles have their place, but the right entry pull such as the one illustrated designed by F.A. Porsche on page 17, can truly enhance an environment.

Ideally priced for large projects: Call for project pricing



BEP01

Manufacturer

Elmes of Japan

Available Finish

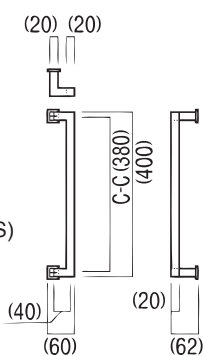
Satin Stainless (SS)

Polished Stainless (PS)

Powder Coat (PC)

Specification Code

Model	Finish
BEP01	SS/PS/PC



BEP02

Manufacturer

Elmes of Japan

Available Finish

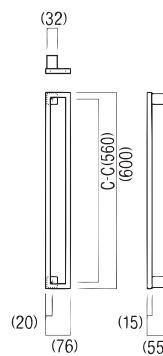
Satin Stainless (SS)

Polished Stainless (PS)

Powder Coat (PC)

Specification Code

Model	Finish
BEP02	SS/PS/PC



BEP03

Manufacturer

Elmes of Japan

Available Finish

Satin Stainless (SS)

Polished Stainless (PS)

Powder Coat (PC)

Specification Code

Model	Finish
BEP03	SS/PS/PC

