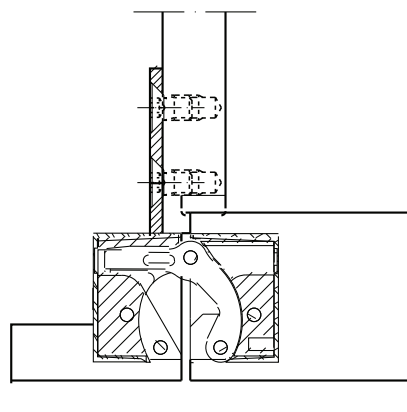
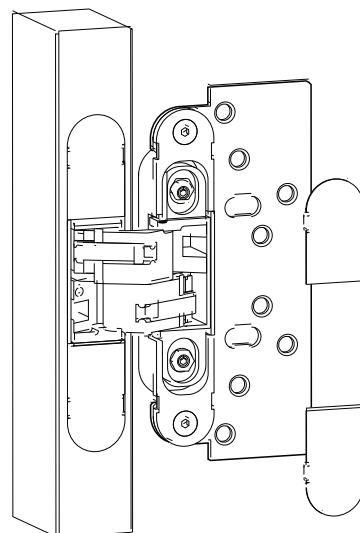
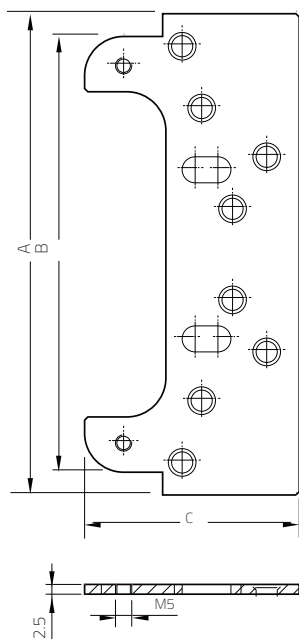



Offset fixing plate



Offset Fixing Plate Dimensions

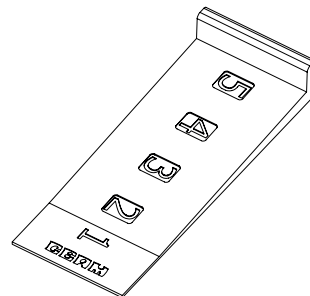
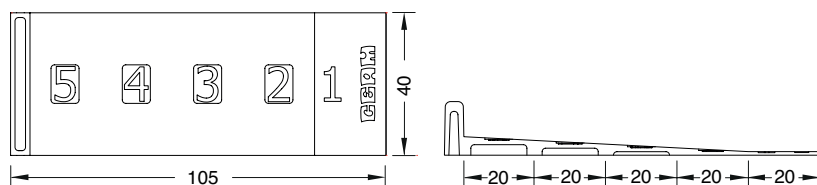
Code.	A	B	C	D
BAC1130SXFPO	148mm	134mm	134mm	2.5mm
BAC1230SXFPO	136mm	136mm	70mm	3mm
BAC1131SXFPO	180mm	166mm	74mm	3mm
BAC1430SXFPO	134mm	120mm	66mm	3mm

The BAC1XFPO offset fixing plate, when used in conjunction with the concealed hinge, allows a door to be hung offset to a wall or timber / metal post or door jamb where required.

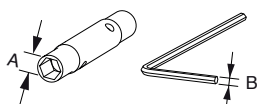
Adjustment wedge

BACWEG Adjustment Wedge

An aid to assist in positioning the door when hanging using CEAM concealed hinges



Adjustment keys



	A	B	Used for Models
BACKEY1	8	2,5	929, 1129, 1080, 1030, 1230S, 1430
BACKEY2	10	3	1131S, 1431

BACKEY Adjustment Keys

Used to adjust the position of the door via the hinge's 3D adjustment axis points. Used to remove the hinge from its cup so the door can be removed and re-hung.